



**2011 May Investor Conference**

**Genesys Logic, Inc**

**Carlos Wang, COO**

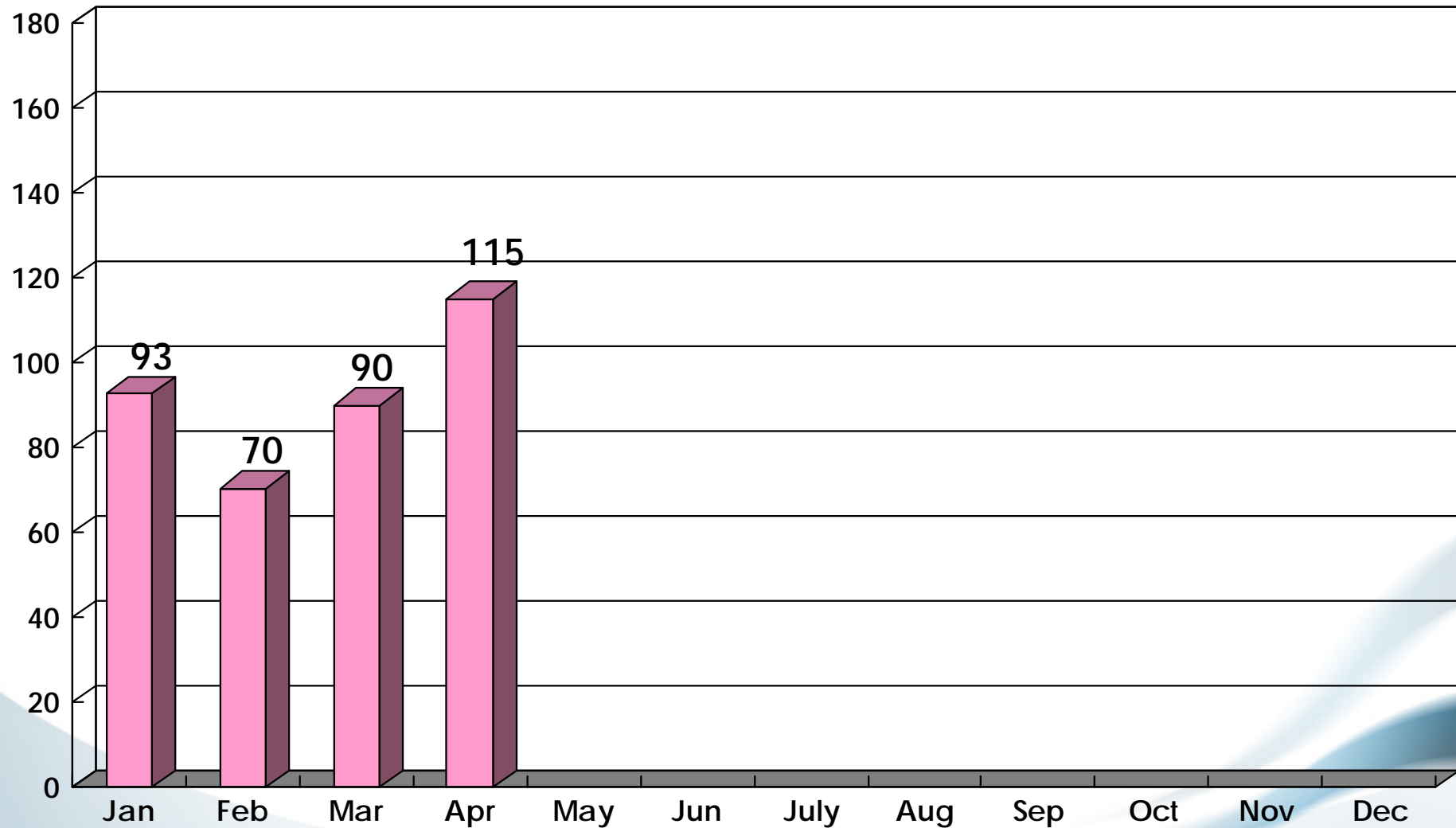
Your imagination, Our creation



# Revenue by Month

Total : NT 368 M

(Unit: NT\$ Million)



Your imagination, Our creation

# The Revenue of April 2011

(Unit: NT\$ thousand)

Total Invoice				
	2011	2010	Increase (Decrease)	% Change
Invoice	115,906	124,094	(8,188)	(6.60)
YTD	376,390	415,751	(39,361)	(9.47)
Revenue				
	2011	2010	Increase (Decrease)	% Change
Revenue	115,078	121,242	(6,164)	(5.08)
YTD	368,418	406,976	(38,558)	(9.47)

# Y-on-Y Operating Results-Audited by CPA

Unit : NT\$ thousand

Accounting Title	2010	%	2009	%	Amount Change	% Change
Operating Revenue	1,452,748	100.00	1,206,815	100.00	245,933	20.38
Operating Costs	869,064	59.82	761,228	63.08	107,836	14.17
Gross Profit from Operations	583,684	40.18	445,587	36.92	138,097	30.99
Operating Expenses	484,083	33.32	453,421	37.57	30,662	6.76
Operating Income (Loss)	99,601	6.86	-7,834	-0.65	107,435	1,371.44
Non-Operating Loss	-67,616	-4.65	-47,458	-3.93	-20,158	-42.47
Income(Loss) before Income Tax	31,985	2.21	-55,292	-4.58	87,277	157.85
Income tax expense	14,477	1.00	10,809	0.90	3,668	33.93
Net Income (Loss)	17,508	1.21	-66,101	-5.48	83,609	126.49
EPS before Income Tax	0.38		-0.66		1.04	
EPS After Income Tax	0.21		-0.79		1.00	
weighted-average number of shares outstanding (thousands)	85,185		83,368		1,805	

# 2010 Operating Results by Quarter -Audited by CPA

Unit : NT\$ thousand

Accounting Title	1Q2010	%	2Q2010	%	3Q2010	%	4Q2010	%
Operating Revenue	286,027	100.00	364,369	100.00	395,157	100.00	407,195	100.00
Operating Costs	167,704	58.63	212,839	58.41	227,147	57.48	261,374	64.19
Gross Profit from Operations	118,323	41.37	151,530	41.59	168,010	42.52	145,821	35.81
Operating Expenses	117,902	41.22	114,036	31.30	127,283	32.21	124,862	30.66
Operating Income	421	0.15	37,494	10.29	40,727	10.31	20,959	5.15
Non-Operating Loss	-11,066	-3.87	-9,233	-2.53	-14,598	-3.69	-32,719	-8.04
Income(Loss) before Income Tax	-10,645	-3.72	28,261	7.76	26,129	6.61	-11,760	-2.89
Income tax expense	2,523	0.88	3,522	0.97	4,355	1.10	4,077	1.00
Net Income (Loss)	-13,168	-4.60	24,739	6.79	21,774	5.51	-15,837	-3.89
EPS before Income Tax	-0.12		0.33		0.31		-0.14	
EPS After Income Tax	-0.15		0.29		0.26		-0.19	
weighted-average number of shares outstanding (thousands)	85,185							

# Y-on-Y Operating Results -Reviewed by CPA

Unit : NT\$ thousand

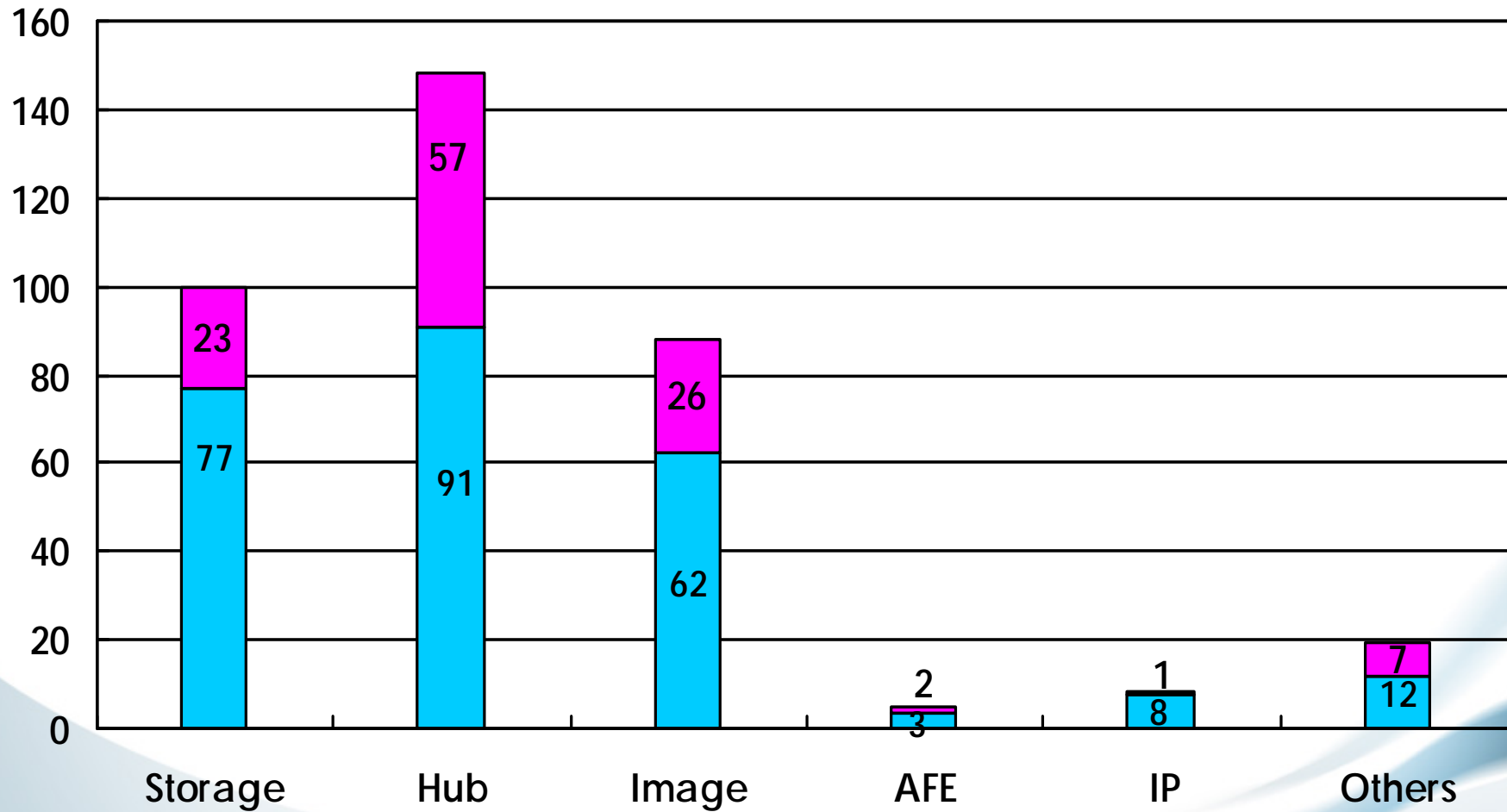
Accounting Title	1Q2011	%	1Q2010	%	Amount Change	% Change
Operating Revenue	253,341	100.00	286,027	100.00	-32,686	-11.43
Operating Costs	164,033	64.75	167,704	58.63	-3,671	-2.19
Gross Profit from Operations	89,308	35.25	118,323	41.37	-29,015	-24.52
Operating Expenses	120,729	47.65	117,902	41.22	2,827	2.40
Operating Income(Loss)	-31,421	-12.40	421	0.15	-31,842	-7556.21
Non-Operating Loss	-4,344	-1.72	-11,066	-3.87	6,722	60.75
Loss before Income Tax	-35,765	-14.12	-10,645	-3.72	-25,120	-235.98
Income tax expense	2,743	1.08	2,523	0.88	220	8.75
Net Loss	-38,508	-15.20	-13,168	-4.60	-25,340	-192.44
EPS before Income Tax	-0.41		-0.13		-0.28	
EPS After Income Tax	-0.44		-0.16		-0.28	
weighted-average number of shares outstanding (thousands)	86,659		83,798		2,861	

# Financial Ratios- Reviewed by CPA

Financial Ratios	Y-on-Y		Recently Six Quarters					
	1Q2011	1Q2010	1Q2011	4Q2010	3Q2010	2Q2010	1Q2010	4Q2009
Gross Profit Margin	35.25%	41.37%	35.25%	35.81%	42.52%	41.59%	41.37%	35.85%
Operating Expenses Margin	47.65%	41.22%	47.65%	30.66%	32.21%	31.30%	41.22%	40.71%
Operating Income Margin	-12.40%	0.15%	-12.40%	5.15%	10.31%	10.29%	0.15%	-4.86%
Incom(Loss) before Income Tax Margin	-14.12%	-3.72%	-14.12%	-2.89%	6.61%	7.76%	-3.72%	-12.46%
Book Value Per Share	17.34	16.53	17.34	17.92	18.07	16.82	16.53	16.72

# Revenue by Product (Monthly)

■ From Jan to Mar    ■ Apr

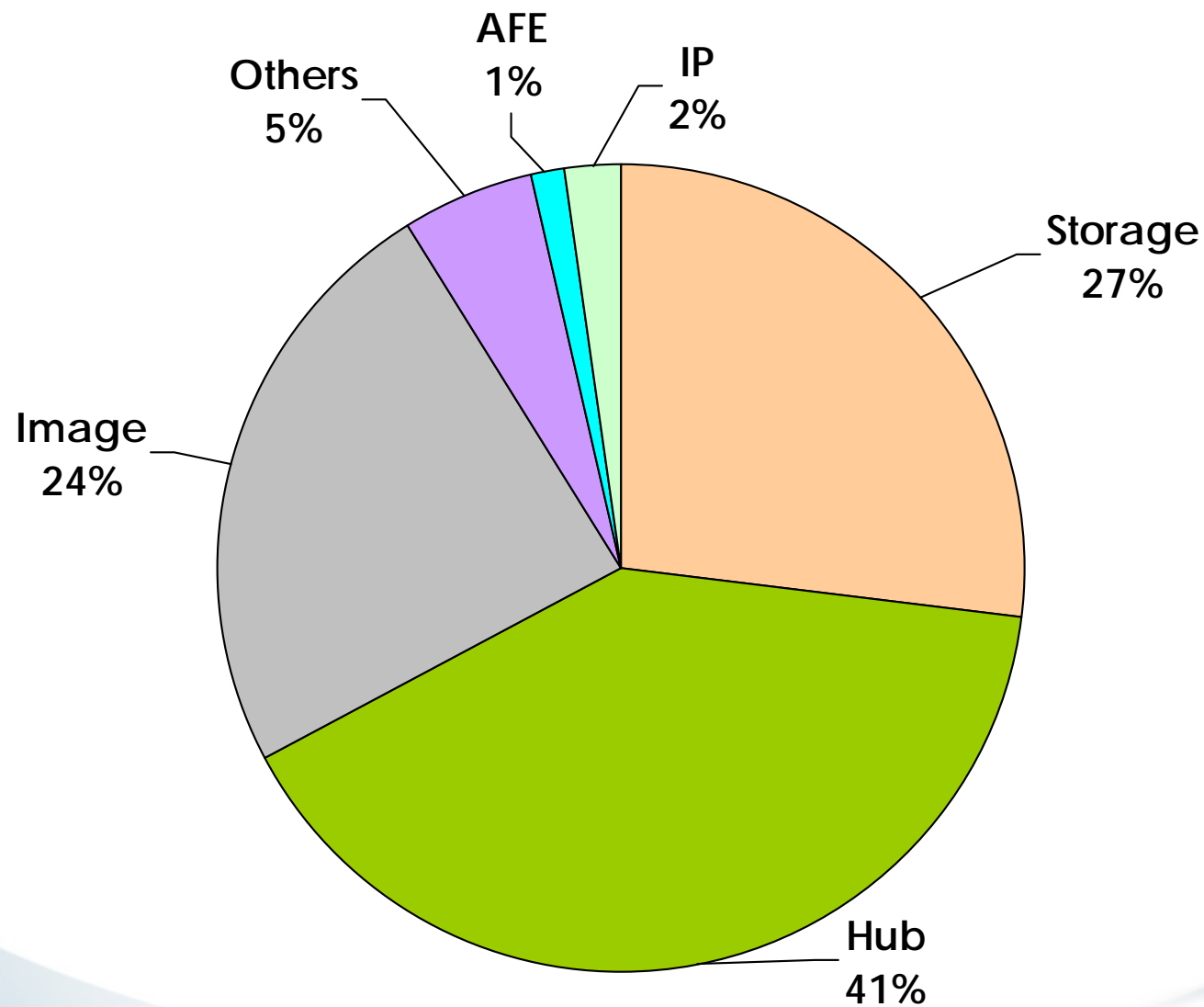


(Unit: NT\$ Million)

Your imagination, Our creation

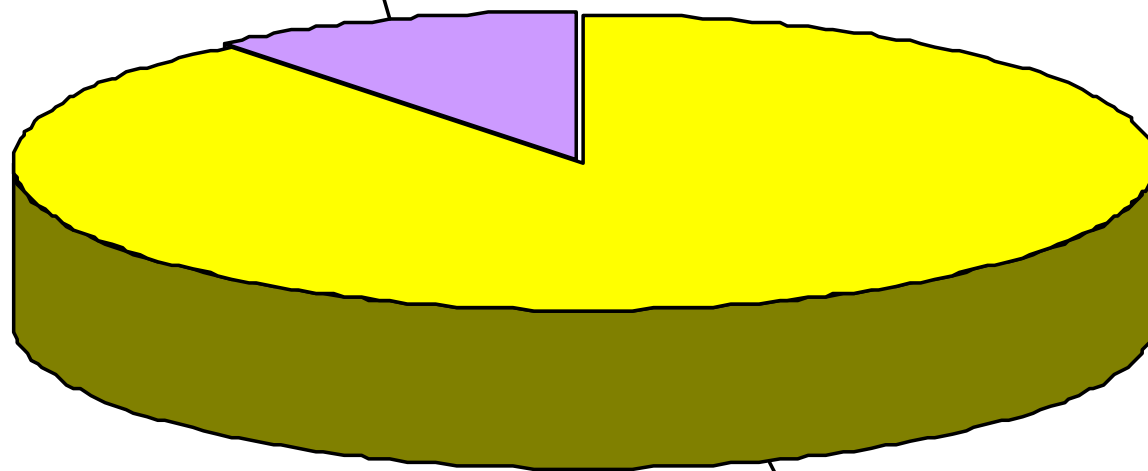


# Revenue Percentage by product (YTD)



## Percentage of storage product line(YTD)

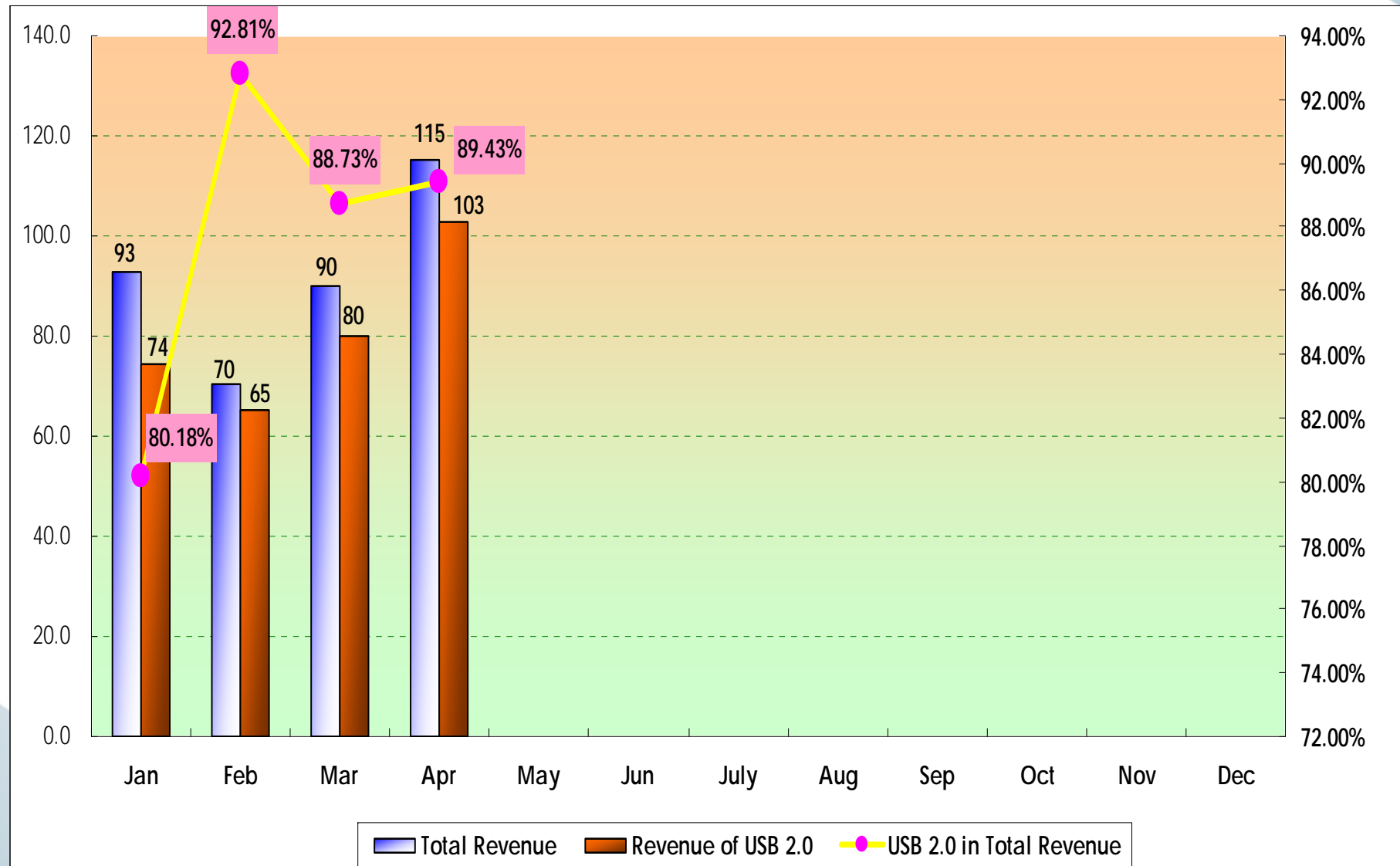
Bridge Controller  
10.44%



Card Reader  
89.56%

# Revenue in USB 2.0

(Unit: NT\$ Million)



Your imagination, Our creation

# New Product Update

- ◆ GL822 Single Lun SD/MS High Performance Card Reader Controller with OCCS feature – Q1' 11 MP
- ◆ GL836 USB 2.0 Dual SD/MMC/MS Card Reader Controller – Q4' 10 MP
- ◆ GL3220 USB 3.0 Multi-Lun MS/SD 3.0/CF/XD Card Reader Controller – Q1' 11 MP
- ◆ GL852GC USB 2.0 MTT Hub controller with Charger feature – Q4' 10 MP
- ◆ GL3520 USB 3.0 MTT hub controller – Q2' 11 MP
- ◆ GL3100 USB 3.0 Flash Drive Controller – Q3' 11 ES
- ◆ GL3330 USB 3.0 to SATA 6G Bridge Controller – Q3' 11 ES
- ◆ GL3310 USB 3.0 to SATA 3G Bridge controller – MP Now
- ◆ GL823 Single Lun SD Card Reader Controller with OCCS feature – MP Now

# Q & A

Your imagination, Our creation